


Japan CLAS Corrections L6 Receiver NEO-D9C

Includes:

- Pre-configured NEO-D9C module with soldered headers (XBee socket compatible)
- Pigtail uFL to SMA-Male (20cm) so you can share one antenna with 2 receivers

Image not found or type unknown



More info about the product!



Japan CLAS Corrections L6 Receiver NEO-D9C SKU is: AS-XBEE-LBAND-NEOD9C-SMA-00

Get a discounted bulk price on this product for orders of 50 units or more. Contact us at info@ardusimple.com to get a quote.

Description

QZSS is a constellation of satellites available over and around Japan. Via L6 band (L-band), these satellites provide 2 services:

- Centimeter Level Augmentation Service (CLAS) providing centimeter level correction data in Japan.
- Multi-GNSS Advanced Demonstration tool for Orbit and Clock Analysis (MADOCA) providing decimeter level correction in Japan and neighboring countries like South Korea.

If you are in this region, just:

1. Plug ArduSimple CLAS Corrections L6 receiver onto your XBee socket
2. Check that your ZED-F9P has firmware 1.32 or newer
3. Configure ZED-F9P UART2 to accept UBX protocol in at 9'600bps
4. Wait a few minutes and start enjoying high precision GNSS.

Good to know:

- Default configuration is for CLAS. Contact us for MADOCA settings.
- This board includes u-blox NEO-D9C
- The product includes an RF-splitter so you only need 1 antenna for both your RTK receiver and the L-band receiver. If you want you can also connect to separate antennas, one for the RTK receiver and another one for the L-band receiver.
- You will need a good L-band (L6) antenna to receive the correction stream like [Calibrated Survey GNSS Tripleband + L-band antenna \(IP67\)](#) or [Lightweight helical GNSS Tripleband + L-band antenna \(IP67\)](#)
- This XBee accessory is only compatible with u-blox ZED-F9P and ZED-F9R boards (simpleRTK2B series).

Specifications


Interfaces:

- UART


Hardware features:

- Voltage supply (VCC): 2.7 - 3.6V
- UART voltage: same as VCC
- Antenna supply: VCC - 0.3V
- Antenna input with SMA connector
- Antenna signal output for another receiver with uFL connector

Image Gallery



Pinout



Japan CLAS Corrections L6 Receiver NEO-D9C includes free basic technical support. Contact info@ardusimple.com for more information. Data and descriptions in this document are subject to change without notice. Product photos and pictures are for illustration purposes only and may differ from the real product appearance.